

2018

## Staff Contact

Stefan Gailans - (515) 232-5661  
stefan@practicalfarmers.org

## RESEARCH REPORT Planting Corn in 60-in. Row-Widths for Interseeding Cover Crops

### In a Nutshell:

- Interseeding cover crops to corn at the V4 stage has been met with mixed success, likely because of shading by the tall corn canopy later in the season hindering cover crop growth.
- Cooperators evaluated the effect of planting corn in 30- and 60-in. row-widths on corn yield and biomass production by cover crops interseeded to corn in early June.

### Key Findings:

- Compared to 30-in. row-widths, corn planted in 60-in. row-widths resulted in equivalent yields at two farms and reduced yields at the two other farms.
- Cover crops interseeded to corn planted in 60-in. row-widths produced more biomass at two of three farms.

### BACKGROUND

While corn is most-often planted in 30-in. row-widths in the Upper Midwest, interest in alternative planting arrangements remains. One such arrangement is the solar corridor crop system. As defined by researchers in Missouri: "The solar corridor crop system is designed for improved crop productivity based on highly efficient use of solar radiation by integrating row crops with drilled or solid seeded crops in broad strips (corridors) that also facilitate establishment of cover crops for year-round soil cover" (Kremer and Deichman, 2014). One variation of the solar corridor crop system is that of strip intercropping corn, soybean and oats. Using this system, PFI cooperators saw improved corn yields in on-farm research conducted in the 1990s. The improved yields were a result of increased solar capture by the corn in the border rows of six-row strips that were adjacent to 15-ft-wide strips of soybeans and oats – crops that do not grow nearly as tall as corn.

Another variation of the solar corridor crop system involves planting corn in wider rows. This system particularly appeals to farmers who have been trying to interseed cover crops to corn at the V4 stage. Seeding at this stage (early June) presents opportunities for an abundance of cover crop species like cowpeas, sunn hemp, radish, buckwheat and many others that cannot be seeded in the fall in Iowa. A wider corn row might increase the chances of successful interseeding by permitting more sunlight to the cover crops seeded in the interrows. PFI cooperator Jack Boyer has had success interseeding cover crops to seed corn (Gailans and Boyer, 2016) but has seen mixed results when interseeding into field corn (Gailans and Boyer, 2015; Gailans et al., 2017). He concluded that interseeded cover crop success owed to the seed corn permitting more sunlight to the interrow than field corn. With the potential to grow more cover crop biomass in wide corn rows, the farmers conducting the present study cited opportunities for fall grazing and

N contributions to the soil from warm-season legume cover crops as their motivation for investigating corn planted in 30-in. and 60-in. row-widths.

**Objective:** Determine if corn planted in 60-in. row-widths can 1) maintain grain yields similar to corn planted in 30-in. row-widths and 2) better accommodate a cover crop interseeded to the corn in early summer.

### METHODS

This study was conducted by Fred Abels near Holland in Grundy County; Jack Boyer near Reinbeck in Tama County; Brian & Heather Kessel and Jim Johnson near Lamoni in Decatur County; and Chris Teachout near Shenandoah in Fremont County.

Abels, Boyer and Kessel/Johnson planted randomized and replicated strips of corn in 30- and 60-in. row-widths and then interseeded cover crops to all strips in early summer. Boyer seeded the corn in 60-in. rows in twin-rows. Teachout also planted randomized and replicated strips of corn in 30- and 60-in. row-widths, but he also included a subplot factor: half of each strip was interseeded with cover crops in early summer and the other half of the strip was left with no cover crop. Corn and cover crop management at all farms is provided in **Table 1** (next page).

Boyer and Teachout collected soil samples from each strip in mid-June. Samples were sent to AgSource Laboratories (Ellsworth, Iowa) to determine the burst of CO<sub>2</sub>-C following rewetting of dried soil using the Solvita assay.



Strips of corn planted in 30- and 60-in. row-widths at Jack Boyer's on June 27, 2018.  
Corn was planted on May 6 and cowpeas were interseeded to corn on June 8.

### Cooperators

Fred Abels - Holland  
Jack Boyer - Reinbeck  
Brian & Heather Kessel  
and Jim Johnson - Lamoni  
Chris Teachout - Shenandoah

### Funding

This project was supported by the  
Walton Family Foundation and  
AgSource Laboratories.

**TABLE 1: Corn and cover crop management at each farm in 2018.**

COOPERATOR	ABELS (HOLLAND)	BOYER (REINBECK)	KESSEL/JOHNSON (LAMONI)	TEACHOUT (SHENANDOAH)
Avg. strip size	0.11	0.15	1.00	1.38
No. replications	3	4	4	4
Previous crop	Soybeans	Soybeans	Soybeans	Soybeans
Fall 2017 cover crop	Winter barley	Cereal rye	Winter wheat	Oats-barley
Fall 2017 cover crop, termination date	Winterkill	May 1	May 19	Apr. 30
Fall 2017 cover crop, termination method	N/A	Brawl (16 oz/ac)	Buccaneer (48 oz/ac)	Glyphosate (1 qt/ac); Accuron (2 qt/ac)
Pre-plant N fertilizer, date	May 8	May 1	October 2017	--
Pre-plant N fertilizer, rate	80 lb N/ac	30 lb N/ac	11 lb N/ac	--
Corn planting date	May 12	May 8	May 10	Apr. 25
Corn planting population (both row-widths)	36,000 seeds/ac	35,000 seeds/ac	31,000 seeds/ac	33,000 seeds/ac
At-plant N fertilizer, rate	30 lb N/ac	120 lb N/ac	70 lb N/ac	45 lb N/ac
Weed control, date	May 18	June 1	June 8	--
Weed control, herbicide rates	Liberty (32 oz/ac); Atrazine (32 oz/ac)	Status (5 oz/ac); Roundup Powermax (32 oz/ac)	Buccaneer Plus (32 oz/ac); Calisto (3 oz/ac); Atrazine (1 qt/ac)	--
Cover crop interseeding, date	June 15	June 8	June 7	V4 corn stage
Cover crop interseeding, rates	Cowpeas (24 lb/ac); annual ryegrass (9 lb/ac); buckwheat (15 lb/ac)	Cowpeas (10 lb/ac); guar (10 lb/ac); cereal rye (5 lb/ac); annual ryegrass (5 lb/ac); rapeseed (2 lb/ac); buckwheat (5 lb/ac)	Cowpeas (25 lb/ac); annual ryegrass (10 lb/ac); buckwheat (15 lb/ac)	Cowpeas (8 lb/ac); mung beans (1 lb/ac); sunn hemp (1 lb/ac)
Side-dress N fertilizer, date	June 24	--	July 1	V2 corn stage
Side-dress N fertilizer, rate	60 lb N/ac	--	33 lb N/ac	25 lb N/ac
Total N rate	170 lb N/ac	150 lb N/ac	114 lb N/ac	70 lb N/ac
Corn harvest date	Nov. 8	Oct. 13	Oct. 17	Oct. 12

Abels, Boyer and Kessel/Johnson assessed aboveground cover crop biomass near corn harvest by clipping shoot material from quadrats (one ft x one ft) placed in each strip. Samples were sent to Midwest Laboratories (Omaha, Neb.) to determine dry weight and N concentration.

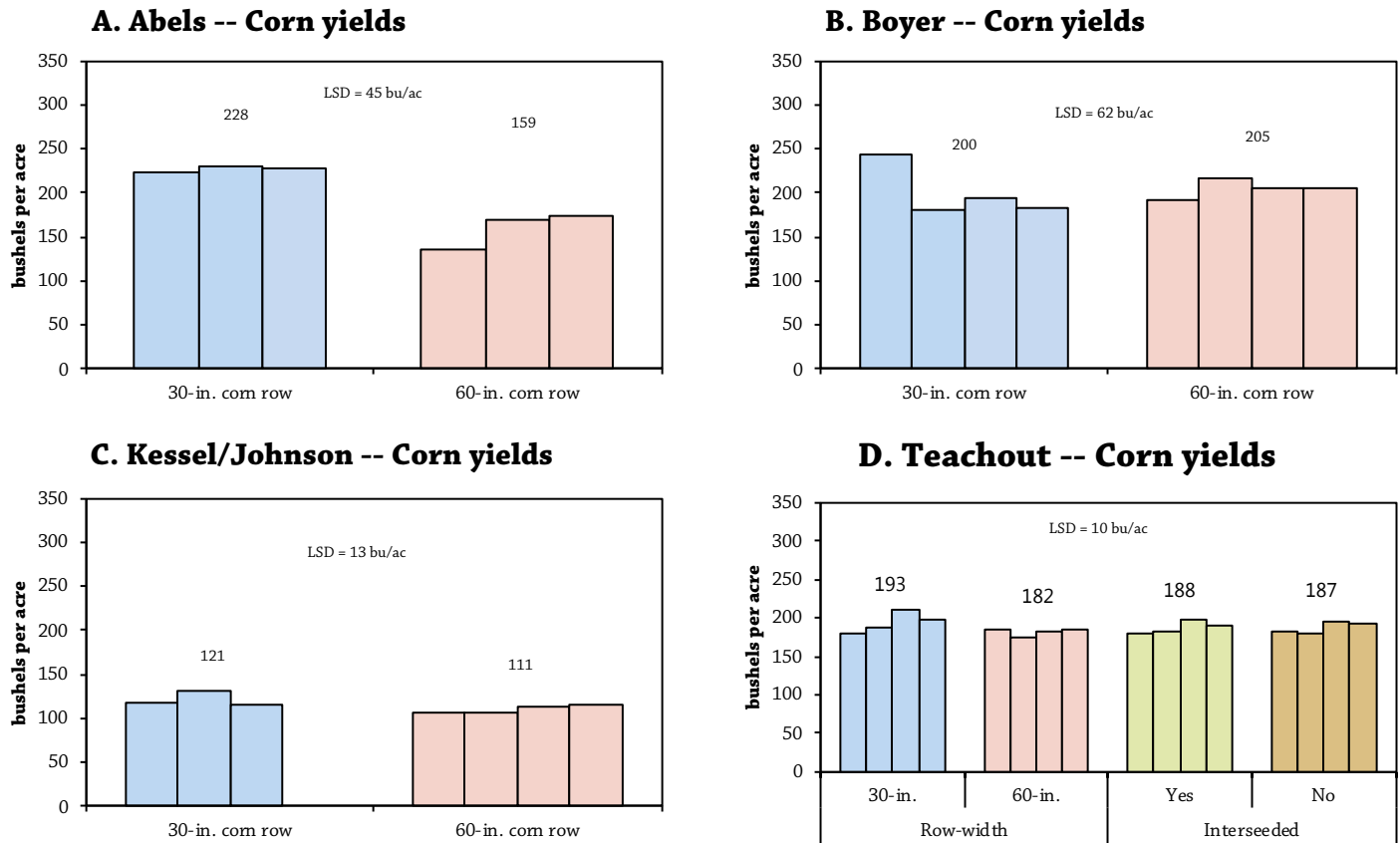
All cooperators harvested corn individually from each strip. Yields were corrected to 15.5% moisture.

Data were analyzed using JMP Pro 13 (SAS Institute Inc., Cary, NC) statistical software. Means separations are reported using Tukey's Least Significant Difference (LSD). Statistical significance was determined at the 95% confidence level.


## RESULTS AND DISCUSSION

### Corn yields

Compared to corn planted in 30-in. row-widths, corn planted in 60-in. row-widths had no effect on yield at the Boyer and Kessel/Johnson farms but resulted in 30% lower yields at Abels's and 6% lower yields at Teachout's (**Figure 1**). Interseeding cover crops at the V4 stage did not have an effect on corn yield at Teachout's



**FIGURE 1.** Corn yields as affected by row-width at **A)** Abels, **B)** Boyer, and **C)** Kessel/Johnson and **D)** as affected by row-width and the presence or absence of interseeded cover crops at Teachout in 2018. Columns represent individual strip yields. Above each set of columns is the treatment mean. By farm, if the difference between the treatment means is greater than the least significant difference (LSD), the treatments are considered statistically different at the 95% confidence level.



*Cowpea cover crop growing between corn planted in 60-in. row-width at the Kessel/Johnson location on July 12, 2018. Corn was planted on May 10 and cowpeas were interseeded to the corn on June 7.*

regardless of row-width. Corn in 60-in. row-widths at Abels's and corn in both row-widths at Kessel/Johnson's yielded well below their respective five-year county averages of 196 bu/ac and 160 bu/ac (USDA-NASS, 2019). "I have a striped gopher problem that really affected the corn in the 60-in. row-widths," Abels said of the low yields. "I think they went right down the row eating the kernels out of the ground." At Boyer's and Teachout's, corn yields were similar to or exceeded their respective five-year county averages of 192 bu/ac and 183 bu/ac (USDA-NASS, 2019).

These mixed results mirror findings from research conducted at the University of Missouri. In that study, corn planted in 60-in. row-widths achieved equivalent yields to corn in 30-in. row-widths in only one of three years (Nelson, 2014). In the other two years, corn in 60-in. row-widths yielded 14–39% less than in 30-in. row-widths.

**TABLE 2: Biomass and N content of cover crops interseeded to corn near the time of grain harvest.**

RESPONSE	FARM	30-IN. ROWS	60-IN. ROWS	DIFF.	LSD (0.05) <sup>x</sup>
Cover crop biomass (lb/ac)	Abels	3,681	4,225	544	3,177
	Boyer <sup>y</sup>	339	3,870	3,531	--
	Kessel/Johnson	964	3,766	2,802	749
Cover crop N (lb N/ac)	Abels	--	--	--	--
	Boyer <sup>y</sup>	7	100	93	--
	Kessel/Johnson	20	60	40	22

<sup>x</sup> If the difference between row-width treatments is greater than the least significant difference (LSD), the treatments are considered statistically different at the 95% confidence level.

<sup>y</sup> Replicated samples of cover crop biomass were not collected at the Boyer farm which precluded statistical analysis.

**TABLE 3: CO<sub>2</sub>-C burst from soil as determined by the Solvita assay.**

TREATMENT	FARM	CO <sub>2</sub> -C Burst (ppm)			
		30-IN. ROWS	60-IN. ROWS	DIFF.	LSD (0.05) <sup>x</sup>
Row-width	Boyer	130	117	13	13
	Teachout	94	85	9	22
		INTERSEEDING	NO INTERSEEDING	DIFF.	LSD (0.05) <sup>x</sup>
Interseeding	Teachout	87	93	6	22

<sup>x</sup> If the difference between row-width treatments is greater than the least significant difference (LSD), the treatments are considered statistically different at the 95% confidence level.

*Cover crop biomass near the time of corn harvest*

All of the cooperators noted that most of the cover crop biomass observed near harvest comprised of cowpeas. Corn row-width had no effect on interseeded cover crop biomass at Abels's but the 60-in. row-widths resulted in nearly four times as much biomass as the 30-in. row-widths at the Kessel/Johnson location (Table 2). That extra biomass production at Kessel/Johnson's resulted in three times as much biomass N in the 60-in. row-width treatment. Biomass samples were bulked at Boyer's which precluded statistical analysis, but the 60-in. row-width appeared to result in much more cover crop biomass and biomass N.

Though not explicitly measured, weeds did comprise portions of the sampled cover crop biomass. Abels, Boyer and Kessel/Johnson each noted that controlling weeds when interseeding cover crops to corn in June can present some challenges. After cover crops have emerged, spray or cultivation passes cannot occur without damaging those cover crops. While a wider corn row can better accommodate interseeded cover crops, this can also present opportunities for weeds as well.

*Solvita soil CO<sub>2</sub>-C burst*

The Solvita assay determines soil microbial activity by measuring the amount of CO<sub>2</sub>-C respired over a 24-hour period from a dried soil sample that has been rewetted and held at an ideal temperature. Neither corn row-width nor

the presence or absence of an interseeded cover crop had an effect on the CO<sub>2</sub>-C soil burst at Boyer's and Teachout's (Table 3). Though Boyer saw more cover crop growth with 60-in. corn row-widths (Table 2), this did not improve soil microbial activity. On the contrary, research in Missouri has provided evidence for increased soil glucosidase activity, another indicator of soil microbial activity, resulting from corn in 60-in. row-widths compared to 30-in. row-widths (Kremer and Deichman, 2014). The authors of that study attributed increased carbohydrate release to the soil from corn roots resulting from increased solar radiation capture by the corn in the wider row.



*Cowpea cover crop growing between corn planted in 60-in. row-width (L) and 30-in. row-width (R) at Jack Boyer's on Sept. 17, 2018. Corn was planted on May 6 and cowpeas were interseeded to corn on June 8.*

**CONCLUSIONS AND NEXT STEPS**

This study tested the effect of corn row-width (30- vs. 60-in.) on corn yield and interseeded cover crop biomass production. The Boyer and Kessel/Johnson locations saw statistically equivalent corn yields between the two row-width treatments (Figure 1) but also observed much more biomass produced by the cover crops interseeded into the corn planted in 60-in. row-widths (Table 2). Corn yields at the Abels and Teachout farms were reduced in the 60-in. row-width treatment (Figure 1). Abels also saw no difference in the amount of biomass produced by the cover crops interseeded into corn planted in either row-width (Table 2). Soil microbial activity, as determined by the Solvita CO<sub>2</sub>-C burst assay, was not affected by corn row-width or interseeded cover crops at Boyer's and Teachout's (Table 3).

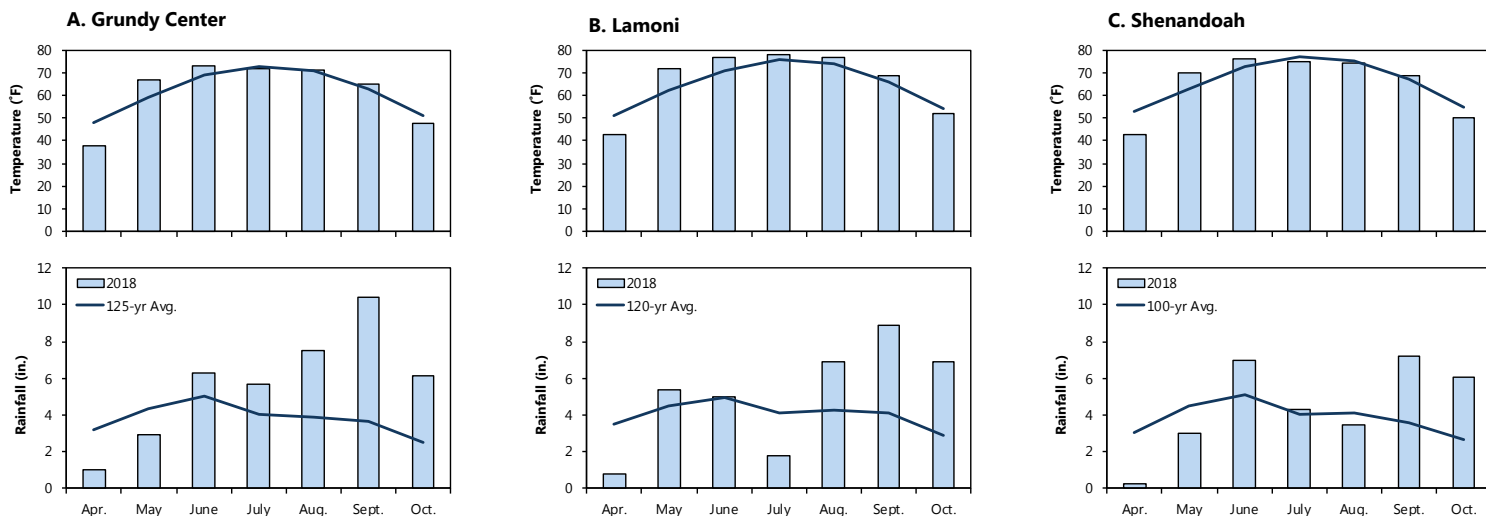
Given the mixed results, the cooperators involved in this study agreed that the practice of planting corn in 60-in. row-widths needs some refining. Because the Boyer and Kessel/Johnson farms observed so much more cover crop biomass when interseeding into corn planted in 60-in. row-widths, they see opportunities for grazing livestock after corn harvest. Though he saw challenges, Abels sees potential for dedicating 10 to 20 acres on his farm to wide-row corn that is interseeded with cover crops. "[The cover crop] would add roughly two weeks-worth of forage for my cattle [in the fall] if we can get things ironed out in this system," he said. Moreover, the potential to grow more legume cover crop (cowpea) biomass N with this system could improve soil fertility for succeeding crops in the rotation. That biomass N will become soil N as the biomass decomposes. Boyer summed it up: "Your main reason for trying something like this should probably be grazing. Weed control can be a challenge with interseeding cover crops to wide-row corn in June and we won't know if we can cut back on N fertilizer for succeeding cash crops until we try it."



## ACKNOWLEDGEMENTS

Thank you to Bob Recker of Cedar Valley Innovation in Waterloo, Iowa. His presentation on the topic of wide-row corn at the 2018 Practical Farmers of Iowa annual conference spurred the idea for these on-farm research trials.

## APPENDIX – WEATHER CONDITIONS



**FIGURE A1.** Mean monthly temperature and rainfall for 2018 and the long-term averages at the nearest weather stations to each farm (Iowa Environmental Mesonet, 2019). **A)** Grundy Center (Abels, about 4 miles away; Boyer, about 9 miles away); **B)** Lamoni (Kessel/Johnson, about 2 miles away); **C)** Shenandoah (Teachout, about 2 miles away).

## REFERENCES

- Gailans, S. and J. Boyer. 2015. Interseeding Cereal Rye into Corn at the V4 Stage at Jack Boyer's in 2015. Practical Farmers of Iowa blog post. Ames, IA. <http://practicalfarmers.org/blog/2015/10/29/interseeding-cereal-rye-into-corn-at-v4-stage-at-jack-boyers-in-2015/> (accessed Jan. 14, 2019).
- Gailans, S. and J. Boyer. 2017. Interseeding Cover Crops in Seed Corn at the V4-V6 Stage. Practical Farmers of Iowa Cooperators' Program, Ames, IA. <https://practicalfarmers.org/research/interseeding-cover-crops-in-seed-corn-at-the-v4-v6-stage/> (accessed Jan. 14, 2019).
- Gailans, S., J. Boyer and J. Gustafson. 2018. Corn Leaf Architecture for Interseeded Cover Crop. Practical Farmers of Iowa Cooperators' Program, Ames, IA. <https://practicalfarmers.org/research/corn-leaf-architecture-for-interseeded-cover-crop/> (accessed Jan. 14, 2019).
- Iowa Environmental Mesonet. 2018. Climodat Reports. Iowa State University, Ames, IA. <http://mesonet.agron.iastate.edu/climodat/> (accessed Jan. 9, 2019).
- Kremer, R. and L. Deichman. 2014. Soil Quality and the Solar Corridor Crop System. *Agron. J.* 106:1853–1858.
- Nelson, K. 2014. Corn Yield Response to the Solar Corridor in Upstate Missouri. *Agron. J.* 106:1847–1852.
- US Department of Agriculture-National Agricultural Statistics Service. 2019. Quick stats. USDA-National Agricultural Statistics Service, Washington, DC. <http://quickstats.nass.usda.gov/> (accessed Jan. 8, 2019).



## PFI COOPERATORS' PROGRAM

PFI's Cooperators' Program gives farmers practical answers to questions they have about on-farm challenges through research and demonstration projects. The Cooperators' Program began in 1987 with farmers looking to save money through more judicious use of inputs. If you are interested in conducting an on-farm trial contact Stefan Gailans @ 515-232-5661 or [stefan@practicalfarmers.org](mailto:stefan@practicalfarmers.org).