

## Planting Corn in 60-in. Row-Widths for Interseeding Cover Crops

### In a Nutshell:

- This was the third year of on-farm research trials designed to evaluate planting corn in 60-in. row-widths for the purpose of improving the success of interseeding cover crops to the corn in early summer, while maintaining corn grain yield.
- Fred Abels, Nathan Anderson, Jeff Olson, Tim Sieren and Mark Yoder planted corn in two row-widths (30- and 60-in.) and compared interseeded cover crop biomass production and corn yields between the two row-widths.

### Key Findings:

- Compared to 30-in. row-widths, corn planted in 60-in. row-widths produced lower yields at four of the five farms.
- After three years of trials, corn yields from 60-in. row-widths have been reduced on average by 12% compared to corn grown in 30-in. row-widths.

### BACKGROUND

Widening the corn row is a version of the solar corridor crop system concept which “is designed for improved crop productivity based on highly efficient use of solar radiation by integrating row crops with drilled or solid seeded crops in broad strips (corridors) that also facilitate establishment of cover crops for year-round soil cover.”<sup>[1]</sup> Previous PFI on-farm research from 2018 and 2019, saw four farms report no difference in corn yields between the 30- and 60-in. row-widths, while six other farms reported yields reduced by 6 to 30% in the 60-in. row-widths compared to the 30-in. row-width.<sup>[2,3]</sup> These mixed results aligned with previous research from the University of Missouri that found equivalent corn yields between 30- and 60-in. row-widths in one year and yields reduced by 14 to 39% in the 60-in. row-widths in two other years.<sup>[4]</sup> The reports of 2,500 to 4,000 lb/ac of cover crop biomass by the time of corn harvest with 60-in.-wide corn rows from the previous two years of on-farm research is particularly appealing to those wishing to graze livestock in the fall. “I’m looking to extend the grazing window and to have an actively growing plant 365 days a year,”



At left, cover crops growing between 60-in.-wide cornrows at Tim Sieren's on July 17, 2020. At right, after corn was harvested, cover crops are evident in the strips where corn was planted in 60-in. row-widths at Sieren's. Photo taken Oct. 22, 2020.

Mark Yoder said, who also conducted a trial in 2019. Fred Abels, Nathan Anderson, Jeff Olson and Tim Sieren all echoed Yoder's motivation for conducting on-farm experiments in 2020.

### METHODS

#### Design

Each cooperator planted randomized and replicated strips of corn in 30- and 60-in. row-widths and then interseeded



cover crops to all strips in early summer (**Figure A1**), except Sieren who implemented a slightly different design that involved two corn rows on 30-in. centers in the middle of the 60-in. row-width treatment strips. Strips at each farm were as wide as at least one combine pass and ran the length of the field. Corn management at all farms is provided in **Table 1**.

### Cooperators

Fred Abels – Holland  
Nathan Anderson – Aurelia  
Jeff Olson – Winfield  
Tim Sieren – Keota  
Mark Yoder – Leon

### Funding

USDA-NRCS  
Walton Family Foundation

TABLE 1. Corn management at each farm in 2020.

	<b>ABELS</b>	<b>ANDERSON</b>	<b>OLSON</b>	<b>SIEREN</b>	<b>YODER</b>
Avg. strip size	1.27 ac	0.42 ac	1.08 ac	0.73 ac	0.76 ac
No. replications	4	4	4	4	4
Previous crop	Soybeans + rye cover	Corn + rye cover	Soybeans	Soybeans + rye cover	Alfalfa-grass hay/pasture
Burndown	May 13: Roundup Powermax (19 oz/ac); Outlook (14 oz/ac); atrazine (23 oz/ac)	Apr. 23: Verdict (10 oz/ac); glyphosate (22 oz/ac)	Apr. 29: Surestart (2 pt/ac); Durango (24 oz/ac)	Apr. 25: Trizmet II (2 qt/ac); metachlor (1 pt/ac); 2,4-D LV-6 (0.5 pt/ac); Glystar 5+ (24 oz/ac); AMS (2.5 lb/ac)	Apr. 30: Roundup (32 oz/ac); 2,4-D
Corn planting	May 10	Apr. 22	Apr. 28	Apr. 29	May 13
Corn planting population, 30-in. row-width	35,000 seeds/ac	35,000 seeds/ac	34,000 seeds/ac	35,000 seeds/ac	30,000 seeds/ac
Corn planting population, 60-in. row-width	35,000 seeds/ac	35,000 seeds/ac (in twin rows)	34,000 seeds/ac (in twin rows)	23,500 seeds/ac	30,000 seeds/ac
Fertilizer program	Apr. 24: 30 lb N/ac as UAN(32) with strip-tillage; May 10: 30 lb N/ac as UAN(32) with planter	Dec. 18, 2019: 4 ton/ac turkey litter; Apr. 23: 45 lb N/ac as UAN(32) and thiosulfate; May 29: 32 oz/ac Versa Max AC; 8 oz/ac fulvic acid; 16 oz/ac liquid sugar	Apr.: 5,380 gal/ac hog manure; Apr. 28: 4.5 gal/ac starter with chelated zinc Apr. 29: 50 lb N/ac as UAN(32)	Oct. 21, 2019: 3,850 gal/ac hog manure; Apr. 8: 80 lb N/ac as anhydrous ammonia with strip-tillage	April: 2 ton/ac chicken litter May 13: 82 lb N/ac as UAN(32) and 1 gal/ac humic acid with planter
Weed control	June 24: Liberty (19 oz/ac); atrazine (2.6 oz/ac)	May 29: glyphosate (22 oz/ac); Status (4 oz/ac); fulvic acid (8 oz/ac)	June 7: cultivation	June 6: Interline (32 oz/ac); AMS (2.5 lb/ac)	June 4: Outlook (17 oz/ac); Impact (3 oz/ac)
Corn harvest date	Oct. 28	Sept. 7	Oct. 21	Oct. 14	Sept. 28



Nathan Anderson planted corn in twin rows on 60-in. centers.  
Photo taken May 27, 2020.



Each cooperator independently chose a cover crop mix to interseed (**Table 2**).

TABLE 2. Cover crop interseeding at each farm in 2020.

	<b>COVER CROP INTERSEEDING DATE &amp; METHOD</b>	<b>SPECIES INTERSEEDED (lb/ac)</b>
Abels	June 24: aerial	annual ryegrass (9); buckwheat (14); mung beans (25); sorghum sudangrass (14); soybeans (38)
Anderson	June 2: broadcast + incorporation	annual ryegrass (5); buckwheat (3); cowpeas (4); crimson clover (1.25); hairy vetch (3.5); proso millet (3); radish (2.5); sunn hemp (1.25); turnips (1.5)
Olson	June 7: broadcast + cultivation	alfalfa (5); cowpeas (10); Italian ryegrass (12); radish (1); sunn hemp (2); turnips (1)
Sieren	June 6: drilled	annual ryegrass (3.4); buckwheat (5.6); cereal rye (15); collards (1.5); crimson clover (3.4); proso millet (2.8); rapeseed (1.1); sunn hemp (3.4)
Yoder	June 18: broadcast with ATV	annual ryegrass (4); berseem clover (2); buckwheat (5); camelina (2); Japanese millet (5); turnips (2)

Each farmer interseeded cover crops to corn planted in both 30- and 60-in. row-widths.



Tim Sieren interseeded cover crops to corn with a drill on June 6, 2020.

### Measurements

Abels, Olson and Sieren assessed aboveground cover crop biomass near corn harvest by clipping shoot and leaf material from 1-ft × 1-ft quadrats placed in the strips. Samples were stored in paper bags and air-dried for at least one month before determining dry biomass. Anderson and Yoder intended to sample biomass, but they observed negligible growth due to drought conditions on their farms (**Figure A2**).

All cooperators harvested corn individually from each strip and grain yields were corrected to 15.5% moisture.

### Data analysis

To evaluate any effect of corn row-width on corn yield, we calculated the least significant difference (LSD) at the 95% confidence level using a t-test. If the difference in average yield between the two row-width treatments was greater than the LSD, we would expect such a difference to occur 95 times out of 100 under the same conditions – we refer to this as a statistically significant effect. On the other hand, if the difference resulting from the two treatments was less than the LSD, we considered the results statistically similar. We could make these statistical calculations because the cooperators' experimental designs involved replication of the two corn row-widths (**Figure A1**).

## RESULTS AND DISCUSSION

### Cover crop biomass

Cover crop biomass was statistically greater in the 60-in. rows at Olson's farm (**Table 3**). Sieren's samples were bulk harvested, so we could not analyze statistically; but numerically it looks like much more biomass in the 60-in. row-widths. Abels reported severe weed pressure in both treatments. At Anderson's and Yoder's farms, cover crop growth was negligible due to very dry conditions.

### Corn yields

At four of the five farms, the 60-in. rows resulted in statistically lower corn yields (**Figure 1**). Only at Yoder's was there no statistical difference in corn yields between the two row-widths.

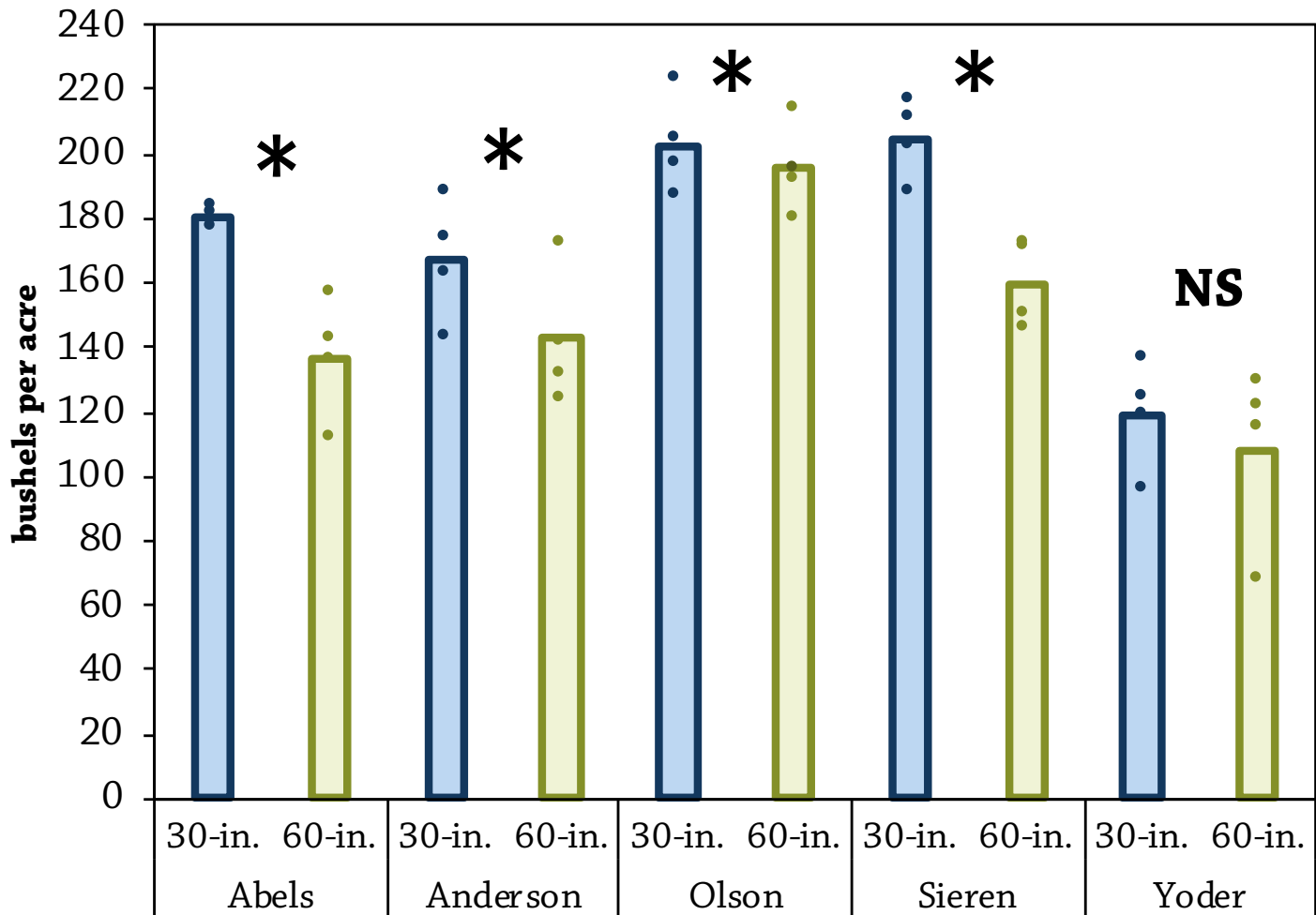
TABLE 3. Cover crop biomass (lb/ac) near the time of corn harvest in 2020.

	ABELS	OLSON	SIEREN
30-in. rows	13,613	228 b	456
60-in. rows	10,890	2,581 a	4,610

We could only perform statistical analysis at Olson's because it was the only farm at which replicate samples of biomass were collected. The different letter-rankings indicate statistical significance at the 95% confidence level.

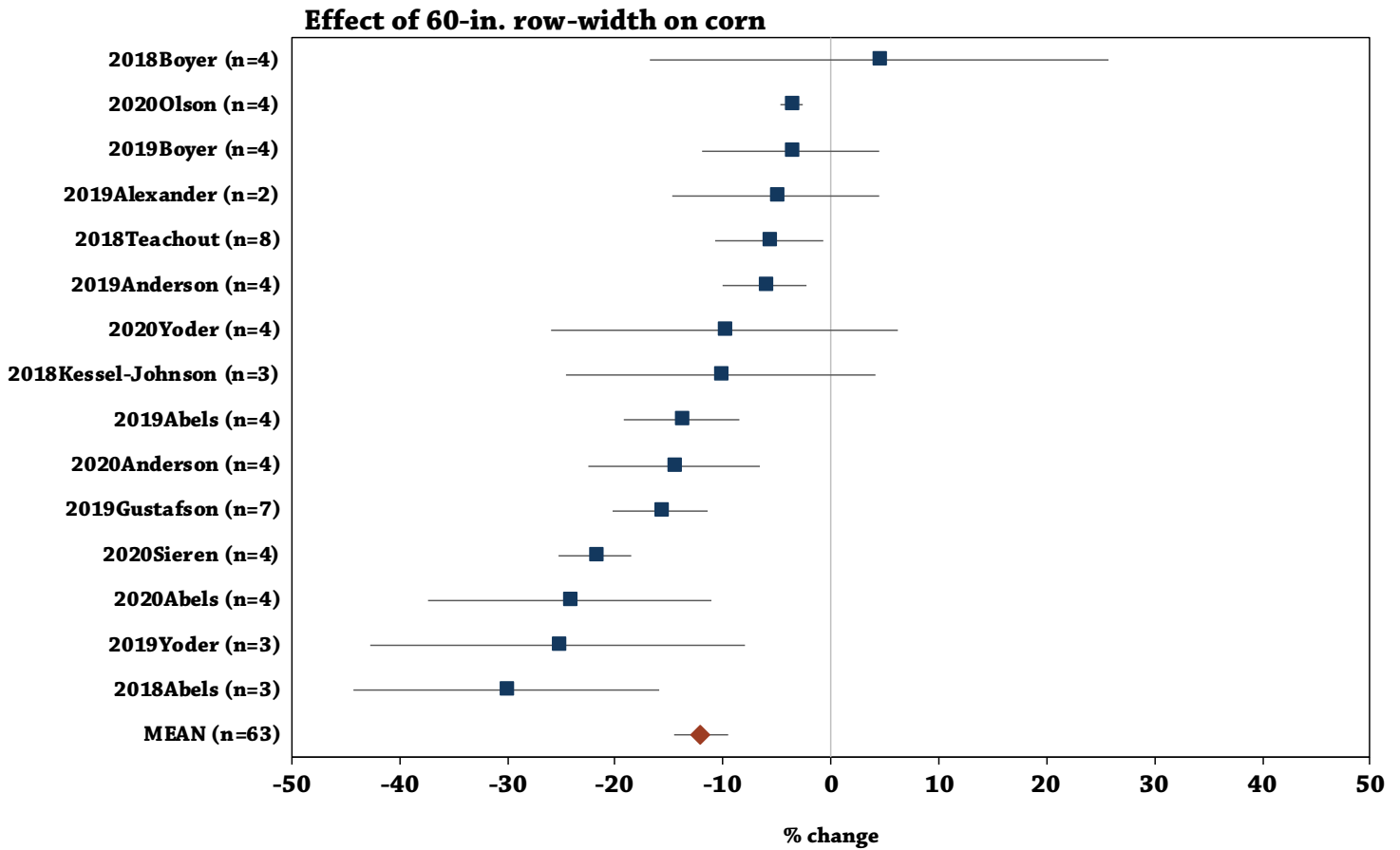
Abels noted that much of the biomass sampled comprised of weeds such as waterhemp.

## Corn yields



**FIGURE 1.** Corn yields as affected by row-width at each farm in 2020. Columns represent treatment means at each farm; points represent the yield from individual strips. Asterisks (\*) indicate statistical differences at the 95% confidence level. NS indicates no statistical difference. We determined statistical significance using the least significant difference (LSD). By farm: Abels, LSD = 33 bu/ac; Anderson, LSD = 19 bu/ac; Olson, LSD = 3 bu/ac; Sieren, LSD = 8 bu/ac; Yoder, LSD = 21 bu/ac.

The lower yields in 60-in. row-widths mirror on-farm findings from 2018<sup>[2]</sup> and 2019<sup>[3]</sup> as well as research conducted at the University of Missouri in 2005, 2006 and 2011.<sup>[4]</sup> **Figure 2** depicts the effect of 60-in. row-widths on corn yields from all 15 on-farm sites from 2018 to 2020. Over that period, we have observed statistically similar yields in only five instances (error bars encompass 0 in the figure). On average, corn yields from 60-in. row-widths have been reduced by 12% compared to corn grown in 30-in. row-widths.



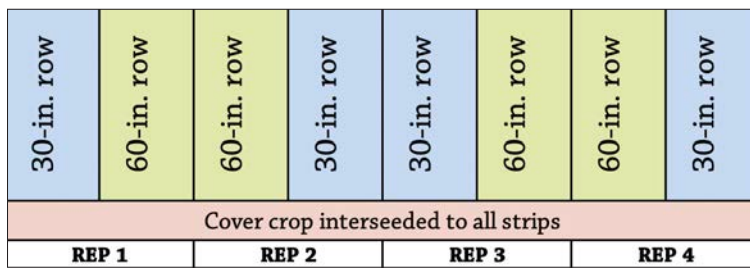
**FIGURE 2.** Effect on corn yield of 60-in. row-widths from all 15 sites from 2018 to 2020 as well as the overall mean. Points represent the average percent change in corn yield resulting from 60-in. row-widths compared to 30-in. row-widths. Error bars represent 90% confidence intervals. Width of bars indicate the amount of variation (the wider the bars, the more variation). Bars that encompass 0 indicate no statistical difference in yield between 60- and 30-in. row-widths. Bars that do not encompass 0 indicate significant yield decline resulting from 60-in. row-widths.

## CONCLUSIONS AND NEXT STEPS

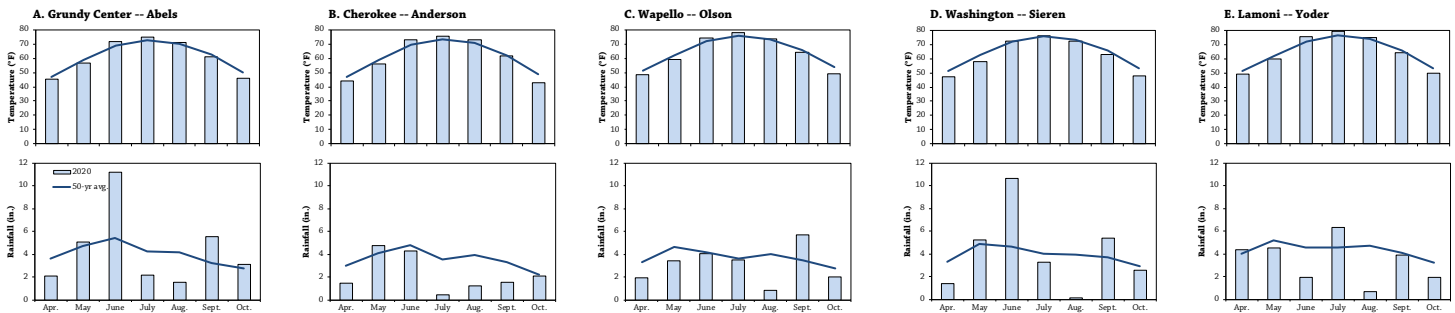
After three years of on-farm research, planting corn in 60-in. row-widths has resulted in statistically lower grain yields than corn planted in 30-in. row-widths in 10 of 15 trials. The cooperators also reported weed management as a substantial challenge in this production system. “Early season weed control is crucial,” Yoder said. Herbicides need to be chosen wisely so that their residual activity does not injure the cover crops. Moreover, neither herbicides nor interrow cultivation can be employed after the cover crops are interseeded to the corn. “I learned the value of a good crop canopy for controlling weeds,” Sieren added.

Many cooperators cited the potential for fall cover crop forage as motivation for trialing 60-in. row-widths. Dry conditions, especially at Anderson’s and Yoder’s, put a damper on expectations in 2020. Though some have observed cover crops interseeded to corn in 60-in. row-widths produced far more biomass over the 2018 to 2020 project period, most share Sieren’s synopsis at this point: “The yield penalty was too high, for no more extra grazing that was produced.”

## APPENDIX – TRIAL DESIGN AND WEATHER CONDITIONS



**FIGURE A1.** Sample experimental design used by the cooperators. The design includes at least four replications of the two corn row-width treatments (8 strips total). This design allowed for statistical analysis of the results.



**FIGURE A2.** Mean monthly temperature and rainfall for 2020 and the long-term averages at the nearest weather stations to each farm.<sup>[5]</sup> **A)** Grundy Center (Abels); **B)** Cherokee (Anderson); **C)** Wapello (Olson); **D)** Washington (Sieren); **E)** Lamoni (Yoder).

## FUNDING ACKNOWLEDGEMENT

This material is based upon work supported by the Natural Resources Conservation Services, U.S. Department of Agriculture, under number NR186114XXXXG003. Any opinions, findings, conclusions, or recommendations expressed in this publication are those of the author(s) and do not necessarily reflect the views of the U.S. Department of Agriculture.

## REFERENCES

1. Kremer, R.J. and C. LeRoy Deichman. 2014. Soil quality and the solar corridor crop system. *Agronomy Journal*. 106:1853–1858. [https://www.researchgate.net/profile/Robert\\_Kremer/publication/266141259\\_Soil\\_Quality\\_and\\_the\\_Solar\\_Corridor\\_Crop\\_System/links/5426cfc10cf26120b7b3449b/Soil-Quality-and-the-Solar-Corridor-Crop-System.pdf](https://www.researchgate.net/profile/Robert_Kremer/publication/266141259_Soil_Quality_and_the_Solar_Corridor_Crop_System/links/5426cfc10cf26120b7b3449b/Soil-Quality-and-the-Solar-Corridor-Crop-System.pdf) (accessed January 2021).
2. Gailans, S., J. Boyer, F. Abels, C. Teachout, B. Kessel, H. Kessel and J. Johnson. 2018. Planting Corn in 60-in. Row-Widths for Interseeding Cover Crops. Practical Farmers of Iowa Cooperators' Program. <https://practicalfarmers.org/research/planting-corn-in-60-in-row-widths-for-interseeding-cover-crops/> (accessed January 2021).
3. Gailans, S., F. Abels, R. Alexander, N. Anderson, J. Boyer and M. Yoder. 2019. Planting Corn in 60-in. Row-Widths for Interseeding Cover Crops. Practical Farmers of Iowa Cooperators' Program. <https://practicalfarmers.org/research/planting-corn-in-60-in-row-widths-for-interseeding-cover-crops-2/> (accessed January 2021).
4. Nelson, K.A. 2014. Corn yield response to the solar corridor in upstate Missouri. *Agronomy Journal*. 106:1847–1852. <https://dl.sciencesocieties.org/publications/aj/abstracts/106/5/1847> (accessed January 2021).
5. Iowa Environmental Mesonet. 2020. Climodat Reports. Iowa State University. <http://mesonet.agron.iastate.edu/climodat/> (accessed January 2021).



## PFI COOPERATORS' PROGRAM

PFI's Cooperators' Program helps farmers find practical answers and make informed decisions through on-farm research projects.

The Cooperators' Program began in 1987 with farmers looking to save money through more judicious use of inputs.

If you are interested in conducting an on-farm trial contact Stefan Gailans @ 515-232-5661 or [stefan@practicalfarmers.org](mailto:stefan@practicalfarmers.org).