

High Tunnel Tomato Pruning

In a Nutshell:

- Maja & Carmen Black and Natasha Hegmann were interested in learning the impact of double-leader pruning on tomato yield and labor-time in their high tunnels.
- Cooperators measured data on labor for different tasks along with tomato weight and fruit count.

Key Findings:

- The time spent on labor was higher for the pruned tomatoes at the Blacks, while at Hegmann's, time spent on labor was higher for un-pruned tomatoes.
- At the Blacks' there was no difference in yield, while at Hegmann's the pruned plants produced larger fruits and the un-pruned plants produced more fruits.

BACKGROUND

Pruning is a common technique used by farmers because it allows the plant to divert its energy toward producing fruit instead of growing more foliage. Benefits include the plant producing larger fruit earlier in the season along with less pest and disease issues.

The objective of this project was to evaluate the impact of double-leader pruning on tomato yield and labor-time in the high tunnel. The growers hypothesized that overall yield will be lower from pruned plants, but pruning would save enough labor during harvest to offset the loss.

METHODS

Design

A randomized replicated trial of pruned vs. un-pruned tomatoes was conducted in the high tunnels of Maja & Carmen Black in Solon and Natasha Hegmann in Elkport (**Figure A1**). The variety used was Big Beef. The study had four replications of both treatments for a total of eight plots. The treatments were:

1. Pruned- Tomatoes were pruned to double-leader and plants were string-trellised.
2. Un-Pruned- Tomatoes were not pruned and plants were string-trellised.

Tomato management used for both growers is presented in **Table 1**.

Measurements

Maja & Carmen Black recorded fruit count (firsts and seconds) by plot and the plot weight of the harvested tomatoes. Natasha Hegmann collected the plot weight and the fruit count for each of the plots. Both farms logged the amount of labor associated with management activities of all plots for both the pruned and un-pruned tomatoes.

Cooperators

Maja and Carmen Black – Solon
 Natasha Hegmann – Elkport

Funding

Ceres Trust

TABLE 1. Tomato management at both farms in 2020.

	BLACK	HEGMANN
Transplant dates	May 13	May 15
In-row spacing	Pruned: 18 in. Un-pruned: 36 in.	Pruned: 18 in. Un-pruned: 24 in.
Plants/plot	Pruned: 7 Un-pruned: 3	Pruned: 4 Un-pruned: 3
Irrigation	Drip line	Drip line: 2 lines on 12-in. spacing
Mulch	None	None
Harvest dates	July 19-Oct. 26	July 17-Sept. 23



High-tunnel set up at Hegmann's farm.

To evaluate any effects of pruning vs. not pruning on tomato yield, the least significant difference (LSD) was calculated using a t-test. If the difference in value was greater than or equal to the LSD, the treatment has a statistically significant effect. However, if the difference between the values was less than the LSD the treatments were considered to not have a significant effect on the values. For the Blacks' measurements, we used a 95% confidence level for the calculations meaning we would expect our findings to occur 95 times out of 100. For Hegmann's calculations, we used a 90% confidence level. These statistical calculations could be run because the growers experimental design included replication and randomization of the treatments (**Figure A1**). We did not conduct statistical analysis on labor.

RESULTS AND DISCUSSION

Labor

The Blacks recorded the amount of time spent on pruning, trellising and weeding. The total amount of labor was much higher for the pruned tomatoes at 216.5 minutes compared to the un-pruned tomatoes at 97 minutes (**Figure 1**). At Hegmann's the labor breakdown was flipped. The un-pruned tomatoes took much longer to manage (by 66 minutes) than the pruned tomatoes (**Figure 2**). The disparity between farms most likely occurred because the Blacks recorded the amount of time it took to weed, trellis and prune while Hegmann recorded time spent transplanting, trellising, pruning and harvesting.

Yield

At the Blacks', there was no difference in tomato yield for any of the measurements collected: plot weight, average tomato weight, number of firsts, number of seconds and the ratio of firsts to seconds (**Table 2**). At Hegmann's, the pruned treatments produced larger fruits and the un-pruned treatments produced more fruits. Total plot weight, however, did not differ at Hegmanns (**Table 3**).

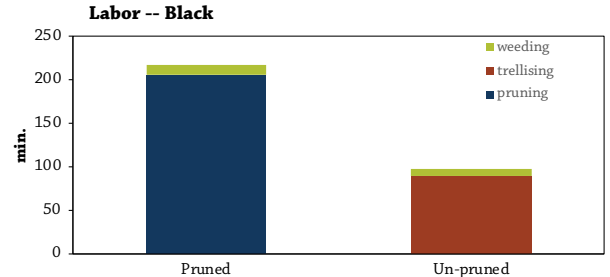


FIGURE 1. Time spent on labor at the Blacks' farm divided by the task: weeding, trellising and pruning.

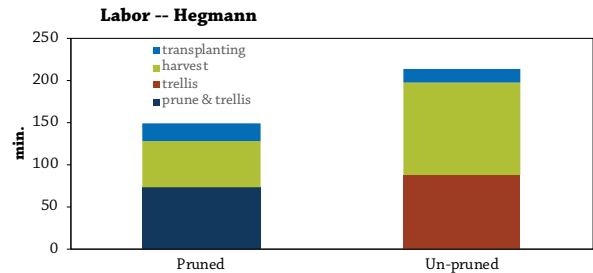


FIGURE 2. Time spent on labor at Hegmann's farm divided by task: transplanting, harvesting and pruning & trellising for the pruned tomatoes; transplanting, harvesting and trellising for un-pruned tomatoes.

TABLE 2. Tomato yields at Maja & Carmen Black's in 2020.

TREATMENT	PLOT WEIGHT (lb)	AVG. TOMATO			
		WEIGHT (lb/fruit)	FIRSTS (no./plot)	SECONDS (no./plot)	RATIO (FIRSTS:SECONDS)
Pruned	72 a	0.53 a	107.5 a	28.3 a	3.9 a
Un-pruned	65 a	0.48 a	105.5 a	29.3 a	3.6 a
Trt. diff.	7	0.05	2.0	1.0	0.3
LSD	32	0.07	61.7	12.9	1.9

By column, because results did not differ by more than the least significant difference (LSD), we consider the treatments to be statistically similar at the 95% confidence level. We indicate these similarities with the same letter-ranking following the values.

TABLE 3. Tomato yields at Natasha Hegmann's in 2020.

TREATMENT	PLOT WEIGHT (lb)	AVG. TOMATO WEIGHT (lb/fruit)	PLOT FRUIT COUNT
			(no.)
Pruned	57 a	0.63 a	91.0 b
Un-pruned	67 a	0.53 b	127.0 a
Trt. diff.	10	0.10	36.0
LSD	17	0.09	24.4

By column, if results differed by more than the least significant difference (LSD), we consider the treatments statistically different at the 90% confidence level. We indicate these differences with a different letter-ranking following the values.

CONCLUSIONS AND NEXT STEPS

Maja & Carmen Black realized throughout this project how much they prefer harvesting pruned tomatoes compared to un-pruned tomatoes. The Blacks said, “It was very obvious to us that morale was higher for the pruned tomatoes compared to un-pruned tomatoes during harvest.” Moving forward the Blacks plan to continue to prune tomatoes as it is much more enjoyable work and there was no difference in yield compared to the un-pruned tomatoes. Likewise, Hegmann also plans to stick with pruning her tomato plants in the future because managing the un-pruned plots was much more stressful and burdensome.



Left: Transplanting at Hegmann’s high tunnel.

Right: Pruning at the Blacks’ high tunnel. Photo taken on June 10, 2020.

APPENDIX – TRIAL DESIGN AND WEATHER CONDITIONS



FIGURE A1. Cooperators’ experimental design consisted of two treatments that had four repetitions to compare the effect of double-leader pruning on labor and yield of the tomatoes. This allowed statistical analysis of the results.

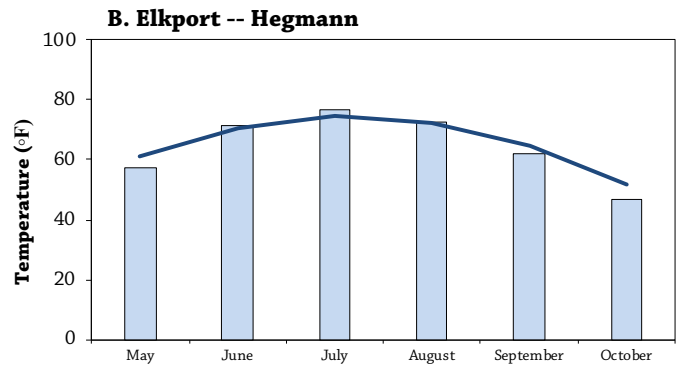
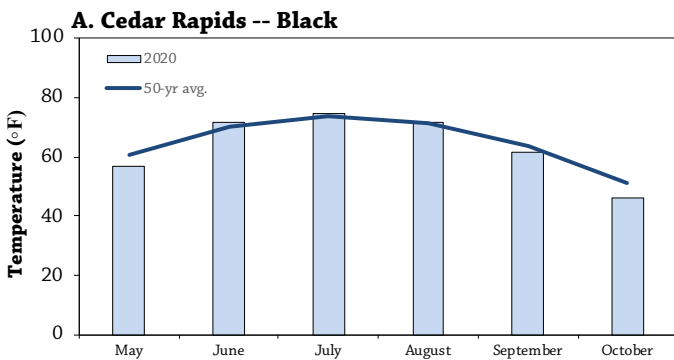


FIGURE A2. The monthly average temperature for the months May through October. The bars are the monthly average for 2020 while the lines are the monthly average from the years 1971 -2020. The data was accessed from the Cedar Rapids (Black) and Elkport (Hegmann) weather stations.^[1]

REFERENCES

1. Iowa Environmental Mesonet. 2021. Climodat Reports. Iowa State University. <https://mesonet.agron.iastate.edu/> (accessed January 2021).



PFI COOPERATORS’ PROGRAM

PFI’s Cooperators’ Program helps farmers find practical answers and make informed decisions through on-farm research projects.

The Cooperators’ Program began in 1987 with farmers looking to save money through more judicious use of inputs.

If you are interested in conducting an on-farm trial contact Stefan Gailans @ 515-232-5661 or stefan@practicalfarmers.org.